

## 4 TX 4 RX Transmission & Receiver System 350 ~ 520MHz

### Application

- ▶ Wireless communication base stations and antenna feed systems.
- ▶ Remote control and Internet of Things devices.
- ▶ Military, Space and Commercial applications.
- ▶ It supports a one-year standard warranty.

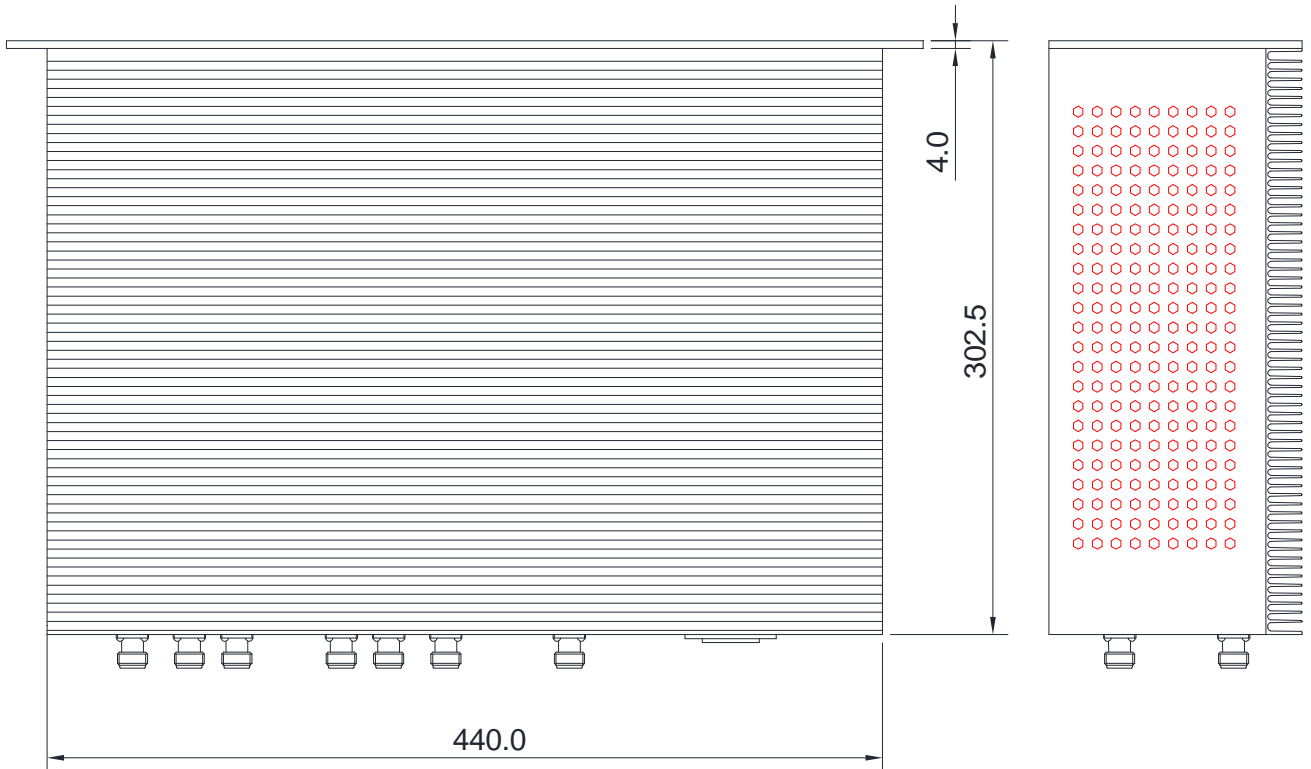
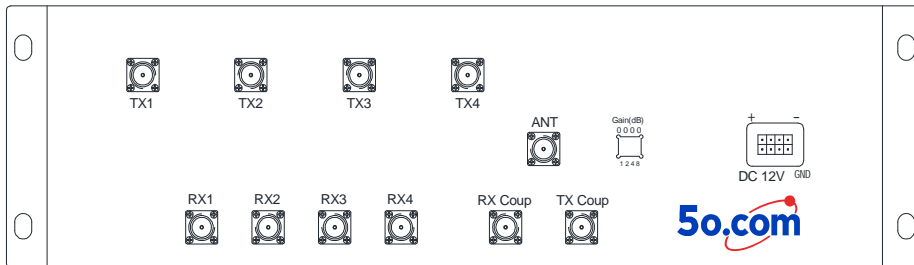
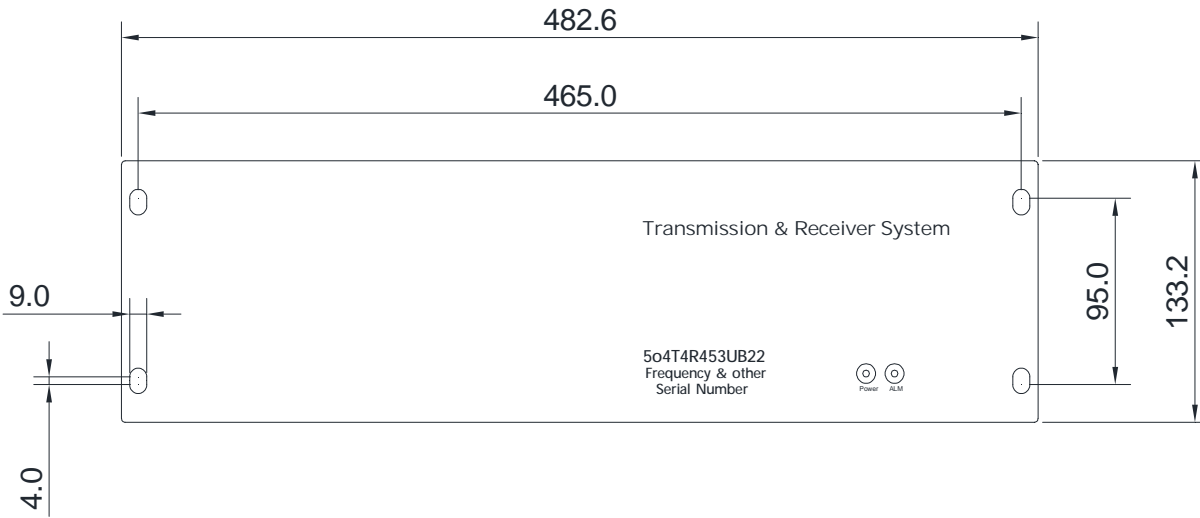
### RF Characteristics

Part Number	Frequency Range (MHz)		Isolation Min(dB)	VSWR Max
	TX	RX		
5o4T4R453UB22361366NKC40BK	361 ~ 366	351 ~ 356	TX-TX: 70dB ANT-TX: 50dB RX-RX: 25dB	1.25:1 Max. @Port 1.3:1 Max. @ANT & Coup
5o4T4R453UB22380395NKC40BK	390 ~ 395	380 ~ 385	TX-TX: 70dB ANT-TX: 50dB RX-RX: 25dB	1.25:1 Max. @Port 1.3:1 Max. @ANT & Coup
5o4T4R453UB22402415NKC40BK	411 ~ 415	402 ~ 406	TX-TX: 70dB ANT-TX: 50dB RX-RX: 25dB	1.25:1 Max. @Port 1.3:1 Max. @ANT & Coup
5o4T4R453UB22419436NKC40BK	431 ~ 436	419 ~ 425	TX-TX: 70dB ANT-TX: 50dB RX-RX: 25dB	1.25:1 Max. @Port 1.3:1 Max. @ANT & Coup
5o4T4R453UB22455470NKC40BK	465 ~ 470	455 ~ 460	TX-TX: 70dB ANT-TX: 50dB RX-RX: 25dB	1.25:1 Max. @Port 1.3:1 Max. @ANT & Coup

### Basic Specifications

Insertion Loss	8.5dB Max. @TX-ANT
Duplexer	85dB Min. @TX-RX
Number of Channels	N Female @4xTX N Female @4xRX N Female @1xANT BNC Female @TX Coup & RX Coup(40±1dB Coupler)
Input Power	TX-ANT 50W/CH
Receiver Multicoupler Amp	Yes
Maximum Amplifier Gain	ANT-RX(+5~+15dBm) ± 1dBm 1 2 4 8 Dial Switch Combination, 1db Step Adjustable
Amplifier NF	3.5dB Max.
Alarm mode	Amplifier fault alarm
Standard Voltage Required	DC 12V
Weight	~14.5 Kg
Dimension	3U (482.6*298.5*133.2)mm
Appearance color	Black
Operating Temp	-30~+75°C
Storage temperature	-55~+125°C

**Overall Dimension(mm)**



**Tolerances: ±2% unless otherwise stated.**

# Electrical Schematic Diagram

