

50W Coaxial Attenuator DC-12.4GHz

Application

▶ Wireless communication system.

▶ Testing and measuring equipment.

▶ Radar and satellite systems.

▶ Military, Space and Commercial applications.

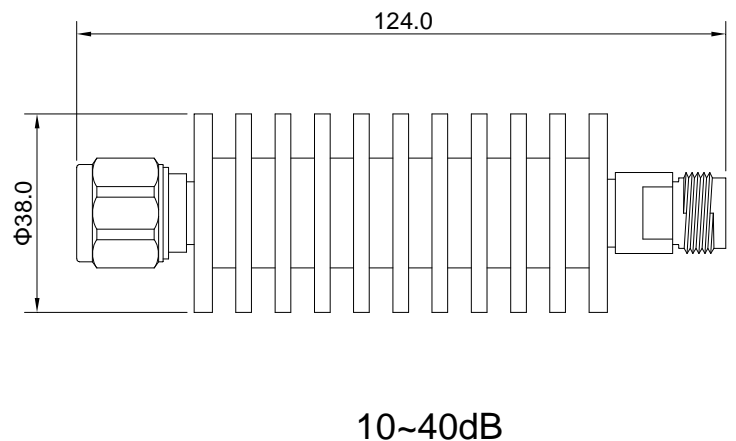
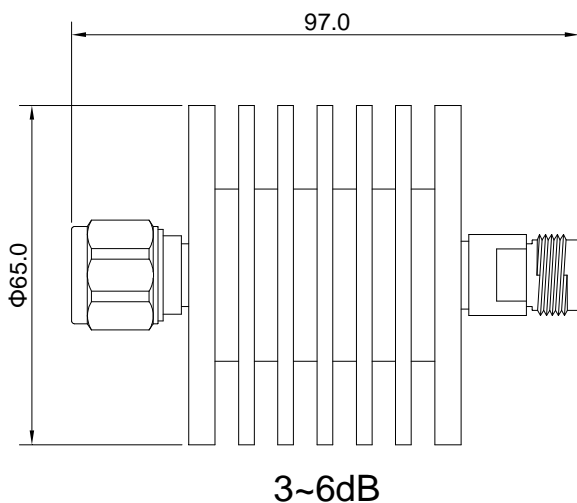
RF Characteristics

Part Number	Frequency range	Power	Attenuation Value	Attenuation Tolerance	VSWR Max
5o20500124N3	DC-12.4GHz	50W	3 dB	±1.2 dB	1.35
5o20500124N6			6 dB	±1.2 dB	1.35
5o20500124N10			10 dB	±1.2 dB	1.35
5o20500124N20			20 dB	±1.2 dB	1.35
5o20500124N30			30 dB	±1.2 dB	1.35
5o20500124N40			40 dB	±1.2 dB	1.35

Basic Specifications

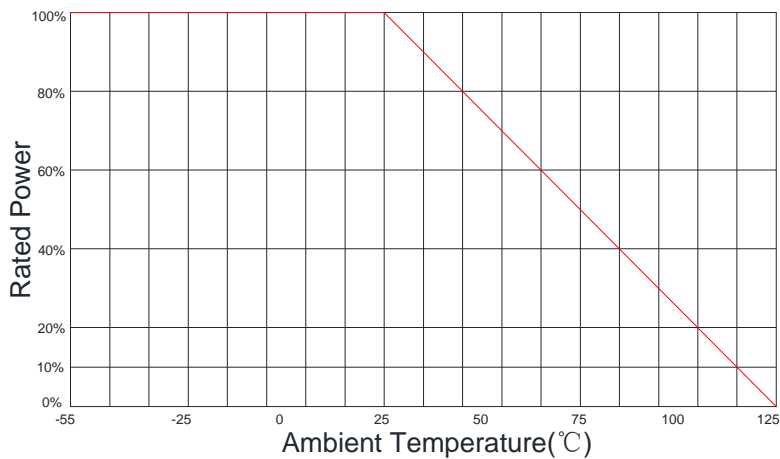
Impedance	50Ω	Connector Type	N Male to Female
Power	50W	Storage Temperature	-55~+125°C

Overall Dimension(mm)



Tolerances: ±2% unless otherwise stated.

Power Derating Diagram



Notes

- ◆ Coaxial attenuator impedance matched to 50Ω.
- ◆ If necessary, the product shall be air-cooled for auxiliary heat dissipation.
- ◆ For products with a power of over 50W, pay attention to the direction during use and strictly avoid reverse connection.
- ◆ Custom design is available upon request.
- ◆ It supports a one-year standard warranty.