

## 25W Coaxial Attenuator DC-18GHz

### Application

► Wireless communication system.

► Testing and measuring equipment.

► Radar and satellite systems.

► Military, Space and Commercial applications.

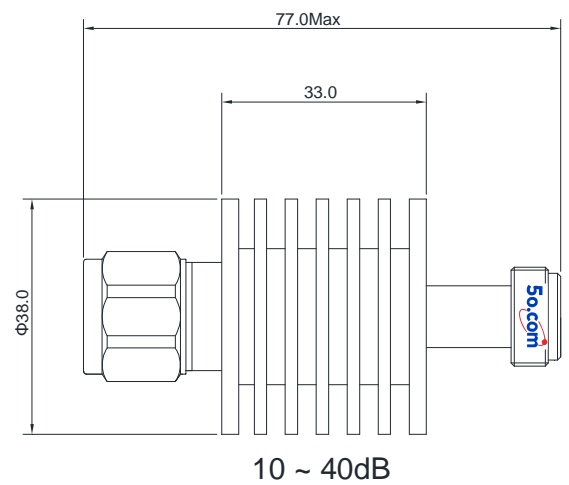
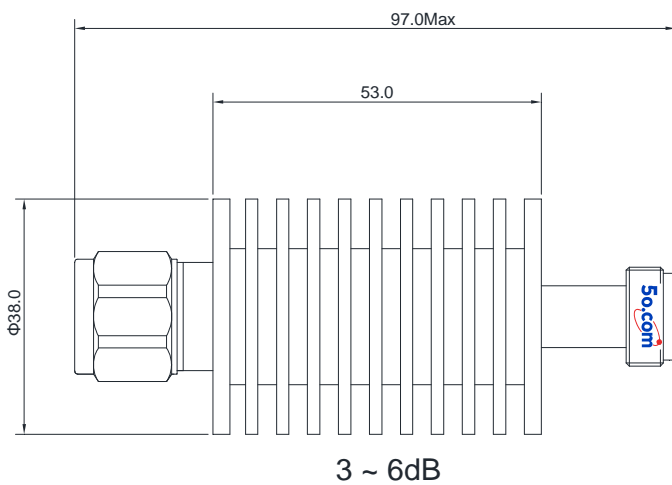
### RF Characteristics

Part Number	Frequency range	Power	Attenuation Value	Attenuation Tolerance	VSWR Max
5o2025018N3	DC-18GHz	25W	3 dB	±1.2 dB	1.35
5o2025018N6			6 dB	±1.2 dB	1.35
5o2025018N10			10 dB	±1.0 dB	1.4
5o2025018N20			20 dB	±1.0 dB	1.4
5o2025018N30			30 dB	±1.5 dB	1.4
5o2025018N40			40 dB	±1.5 dB	1.4

### Basic Specifications

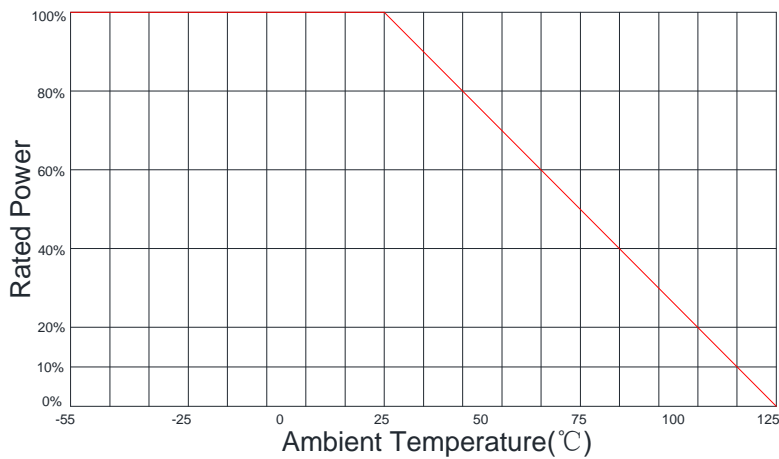
Impedance	50Ω	Connector Type	N Male to Female
Power	25W	Storage Temperature	-55~+125°C

### Overall Dimension(mm)



Tolerances: ±2% unless otherwise stated.

## Power Derating Diagram



### Notes

- ◆ Coaxial attenuator impedance matched to 50Ω.
- ◆ If necessary, the product shall be air-cooled for auxiliary heat dissipation.
- ◆ For products with a power of over 50W, pay attention to the direction during use and strictly avoid reverse connection.
- ◆ Custom design is available upon request.
- ◆ It supports a one-year standard warranty.