

2W Coaxial Attenuator DC-8GHz

Application

- ▶ Wireless communication system.
- ▶ Radar and satellite systems.
- ▶ Testing and measuring equipment.
- ▶ Military, Space and Commercial applications.

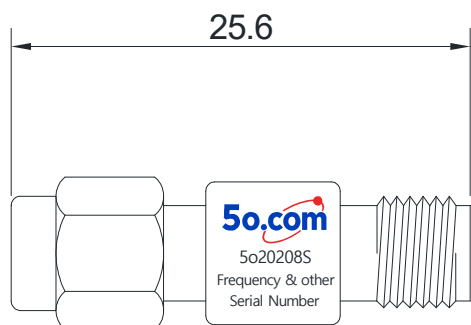
RF Characteristics

Part Number	Frequency range	Power	Attenuation Value	Attenuation Tolerance	VSWR Max
5o20208S1	DC-8GHz	2W	1 dB	±0.5 dB	1.2
5o20208S2			2 dB	±0.5 dB	1.2
5o20208S3			3 dB	±0.5 dB	1.2
5o20208S4			4 dB	±0.5 dB	1.2
5o20208S5			5 dB	±0.5 dB	1.2
5o20208S6			6 dB	±0.5 dB	1.2
5o20208S7			7 dB	±0.5 dB	1.2
5o20208S8			8 dB	±0.5 dB	1.2
5o20208S9			9 dB	±0.5 dB	1.2
5o20208S10			10 dB	±0.6 dB	1.2
5o20208S15			15 dB	±0.6 dB	1.2
5o20208S20			20 dB	±0.6 dB	1.2
5o20208S25			25 dB	±0.8 dB	1.2
5o20208S30			30 dB	±0.8 dB	1.2
5o20208S40			40 dB	±1.5 dB	1.2
5o20208S50			50 dB	±1.5 dB	1.2
5o20208S60	60 dB	±1.8 dB	1.2		

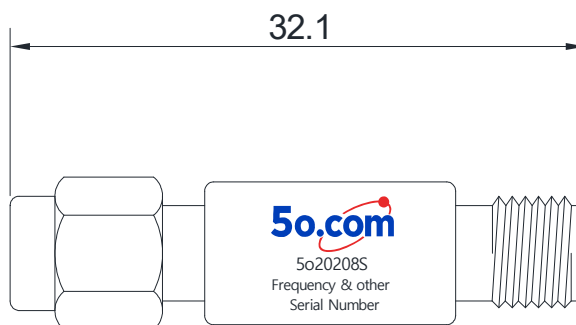
Basic Specifications

Impedance	50Ω	Connector Type	SMA Male to Female
Power	2W	Storage Temperature	-55~+125°C

Overall Dimension(mm)



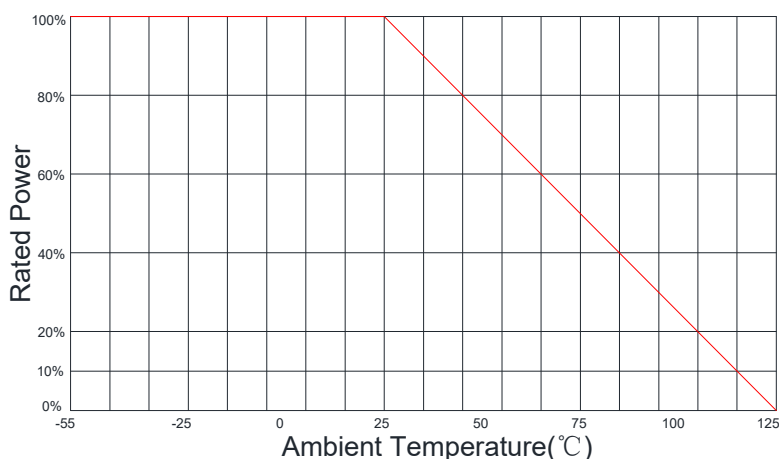
1~40dB



50~60dB

Tolerances: $\pm 2\%$ unless otherwise stated.

Power Derating Diagram



Notes

- ◆ Coaxial attenuator impedance matched to 50Ω.
- ◆ If necessary, the product shall be air-cooled for auxiliary heat dissipation.
- ◆ For products with a power of over 50W, pay attention to the direction during use and strictly avoid reverse connection.
- ◆ Custom design is available upon request.
- ◆ It supports a one-year standard warranty.